



"IN FOCUS"

Newsletter of the
Morgan Hill Photography Club

<http://www.morganhillphotographyclub.org/>

**November
2010**



Editor
Susan Brazelton
brzltn@garlic.com

**You may pay
your 2011
dues (\$20)
at the
December
Social**

**Flickr Themes
November
"Shadows"
December
"People"
See page 5**

**5 Shoot-outs
are scheduled
in
December
See page 8**

Gallery Walk

*Recognition
& Awards*

Club Social

Delicious Food

Wednesday

*Valuable
Prizes*

1 December 2010

7 - 9pm

Centennial Recreation Center

*2010 Flickr
Slide Show*

Share your Photos

Bring one print or a whole portfolio to share or bring samples of some of the other creative ways

you have used your photos:

calendars, note cards,

books, slide shows or movies.

(For the last two, bring your laptop.)

Tables will be set up along the walls for member displays



Friends & Family
are welcome.

Please bring a non-messy, easy-to-eat
appetizer to share

Executive Board

Susan Brazelton
President
Newsletter Editor

Noella Vigeant
Vice President
Program Director

Open Position
Second
Vice President

Charlotte Fernandes
Treasurer

Noel Calvi
Membership Chair
Marketing Director


Lance Trott
Commissioner of
Shoot-outs

George Ziegler
Critique Chair
PSA Liaison

**Michael Sue
BrownKorbel**
Photo Diva

Roy Hovey
Web Master

**David Rosas
Tracey Morris**
Members-at-large



November Meeting



Every meeting starts with a thirty minute, round-robin print sharing session. We don't sit and look at projected photos, we sit with several other photo enthusiasts, and by showing a print (any size, any subject), we share a bit of ourselves. This opportunity for guests and new members to immediately meet and mingle with others who have a like interest is one of the reasons our club is such a success story.



How many people can you name in this photo?



David holds up his print



Diane, Betsy, Gary & Gianna share their prints



Steve, Duane, Mike & Barbara study a photograph



John T shows one of his vacation prints to Allan, John H & Lance



Duane, Mike & Barbara share a moment



Can you name anyone in this photo?





Focus Groups



If you have an interest in a particular aspect of photography, you may want to join one or more of the six Focus Groups. These groups are self-directed. The members of each group create the agendas and decide when and where to meet. For more information or to join any of these groups, please contact the group's facilitator.



Dan, Toby, Sharon, Roy & Mike help each other with Layers



George demonstrates a technique in Lightroom



Noella ponders how to shoot people



Learn how to make lights 'explode'

- **Photoshop Elements** - Facilitator: **Roy Hovey** chessnjava@mac.com
Next meeting: Monday, 22 November, 7pm at Bob Thompson's house. Contact Roy for address/directions The group will continue to look at using layers. If you have a lap top, bring it with some photos to work on.
- **Macro Photography** - Facilitator: **Susan Brazelton** brzltn@garlic.com
Several members met at the Pumpkin Patch to search out and photograph the many details on the pumpkins, gourds and scare crows. Check the Yahoo Forum for the next macro shoot.
- **Lightroom** - Facilitator - **George Ziegler** George@gwzphotography.com
This group has looked at importing photos, assigning keywords, imbedding metadata, and several tools in the Develop Module. At the next meeting members will continue looking at the various tools in the Develop and Print modules.
Next meeting: Thursday, 18 November, 7pm
- **Mobile Photography** - Facilitator: **Bob Thompson** thompsbk@mac.com
Learn how to use your cell phone and other mobile devices to take great pictures, and explore the many applications available for editing and sharing photos and video. **Next meeting: TBA**
- **Photographing People** -Facilitator:**Noella Vigeant**: nvigeant@gmail.com
Next Meeting: Wednesday, 15 December 6:30PM at Denny's Restaurant in Morgan Hill
For inspiration, check out some outstanding people photographs at:
<http://www.crismanphoto.com/#/Portfolio/Portfolio/6>
- **Night Photography** - Facilitator: **Susan Brazelton** brzltn@garlic.com
Learn more about night/low light photography by shooting with others who have the same interest. A few members took advantage of the Safe Halloween in Downtown Morgan Hill to practice shooting ghosts and goblins after dark.

Four night shoot-outs are on the December calendar including the San Francisco Skyline, Holiday Lights, and a lunar eclipse. See page 8 for details.

Any member may start a Focus Group.

If you have an area of interest and would like to form a focus group, email this editor and she/I will help you get it started.

Logo Apparel, Patches & Iron-on Transfers

NEW! iron-on transfers. Patches and transfers will be available for purchase (\$5) at the general meetings. If you prefer to have the logo embroidered directly onto your favorite hat, shirt or jacket, bring the garment to the next general meeting. For direct embroidery, you may choose the thread color. Approximate size is 4x2.5. Cost is \$10. Garments brought to the December social will be returned in time for Christmas.

Members have three ways to wear the club logo: an embroidered patch, direct embroidery on apparel, and




Dark Shirt Transfer




Light Shirt Transfer



The Patch



Member News



Welcome

to seven new members who joined in November

Andrea Bazely Gordon Bazely

Alice Clark Betsey Reid Sharon Russell

Satu Viitanen Gary Winzeler

Valle del Sur Art Guild sponsors a yearly open, juried art show which is now on display at the Morgan Hill Community & Cultural Center (CCC). Four members from our club have works hanging and three of them earned awards: **Lance Trott** (2nd place), **Charlotte Fernandes**, **Lennie Randall** (3rd place) and **Satu Viitanen** (1st place). Valle del Sur also has an exhibit in progress at the Senior Center that includes works by Lance, Satu and **JJohnny**.

Yahoo Group Forum

We encourage every member to join the Yahoo Forum. Just go to the site and click on, "Join" You need a Yahoo ID to join, and the site will take you through the steps to get one. It's all free. Postings may include spontaneous shoot-outs, last minute changes to the calendar, upcoming events, valuable resources, and possible solutions to your photographic dilemmas.

<http://tech.groups.yahoo.com/group/MHphotoclub/>

Flickr Theme Projects

At the November meeting members voted for their favorite themes for 2011. For those who don't know, **Flickr** is a photo sharing website on which our club has a group pool. Every month has a designated theme and members may post up to five photos based on that month's theme. More than 2,600 photos have been posted since the first project in April, 2008. Sometimes it's fun to go back and re-view themes and photos from previous years.

2011 Flickr Themes
will be revealed
at the December Social

<http://www.flickr.com/groups/mhphotoclub/>

JJohnny had some thoughts on the benefits of our expanding our use of Flickr beyond the sites that are offered by the club.

C = Controversy, Critique, Communication, Creativity

What does sharing your images on flickr bring to you? Or, perhaps, what emotions are stirred in you when seeing images submitted by other photographers of a scene or topic photographed by you?

C=Competition, Challenge, Creativity

The theme for the months of November and December are "Shadows" and "People", respectively. Are you ready to stoke the embers of your creative flame? Then when you submit your images to our flickr group site also submit them to at least one of the following flickr groups. If you have already submitted images to our Fickr group site then log on to Fickr and submit those images to at least one of the following Flickr groups.

Please read the criteria for each group as they specify the style of the images that will be accepted. One item that may inspire you is that the members of these groups are global in their location. That may help you develop your creative intuition.

Read the criteria, join the group, and share your images.

Shadows

<http://www.flickr.com/groups/shadows/pool/>
<http://www.flickr.com/groups/lightsandshadows/>
<http://www.flickr.com/groups/delineations/>

People

<http://www.flickr.com/groups/allpeople/>
<http://www.flickr.com/groups/people/>
for females only
<http://www.flickr.com/groups/girlphotographers/>

Please post to the club's Yahoo Forum other flickr groups you think would be creative inspiration for us.

JJohnny



Linda Tyson

Photo Print Critique

Once again we had the pleasure of **Claudia Peterson** as our guest commentator. Claudia is a multiple award winning photographer within the Photographic Society of America (PSA); the premier photographic forum of northern California, FOTOCLAVE; and local camera clubs within the Central Coast Counties Camera Club Council (6C), of which she is currently president. Members abandoned the tables in the room, and pushed their chairs forward to congregate near the front to better see the photographs and hear Claudia's comments. For each of the forty-two images submitted, Claudia commented on initial impact, composition, clarity and focus, and general interest.



"Everything in photography is about light."



"Shoot early and late. Have a nap in the middle of the day."



These are some of the points Claudia emphasized.

- Darken the outer edges of the photograph to help keep the viewer's eyes inside the frame,
- Darker at the bottom helps to anchor an image,
- Eliminate unnecessary elements along the edge of the photograph. They are distracting.
- Crop photos to get rid of anything that is not helpful to the main subject. If it doesn't have a purpose, crop it.
- Elements at the front of a composition must be in focus. Focus on the closest part of the subject
- To get more power in a composition, move closer to the main subject.
- The horizon must be straight. This is a cardinal rule, not a suggestion.
- Be careful not to chop off any body parts.
- Don't over saturate colors past natural. It is not pleasing



- Side light will add depth to the subject.
- Allow the viewer to 'walk' into the photo by including leading lines.
- Green is a midtone color and therefore less dramatic than other colors.
- A very dramatic color combination is orange and blue
- Use a black mat only if there is black in the photo. This is true for all non-white mats.
- Uneven is more interesting than even. (i.e. three trees, not two or four).
- Darken the background to make the main subject stand out more.

A photographer's Trick: Take an out-of-focus photo of greenery. Print it. Mount it on a board. Hold it behind a flower. Take the photo. Presto! The flower is in focus with a blurred background.



Shoot-Outs

Opt-out Option

Roy Hovey & Susan Brazelton often pull photos off Flickr for use on the website and in the newsletter. (Photo credit is always given.) If you do NOT want your photos used on the website or in the newsletter, please contact Roy (chessnjava@mac.com) or Susan (brzlttn@garlic.com).



San Jose History Park
Thursday
23 September

Bob Smith



Pumpkin Patch
Tuesday
26 October



Casa de Fruta
Saturday, 9 October
Tuesday, 12 October

Richard Kintscher



Downtown Morgan Hill
Safe Halloween
Sunday, 31 October



Moss Landing
Thursday, 21 October

David Rosas



Santa Clara
University & Mission
Saturday, 6 November

View more photos from this and other shoot-outs at:
<http://www.flickr.com/groups/mhphotoclubshoot-outs/>

Important Message

Only photos that were taken on location during a scheduled shoot-out may be posted on the club's shoot-out site.

Check the messages in the Yahoo Forum for full details on each shoot-out

If you are going to attend a shoot-out, please send an email to:
shootout.mhpc@yahoo.com.

Lance will then post how many people to expect.

Check the Yahoo Calendar for details on where and when to meet for the shoot-outs.
<http://tech.groups.yahoo.com/group/MHphotoclub/cal>

Click on the date to see the meeting time

See the shoot-out schedule for the rest of 2011 on page 8

December Shoot-outs

Saturday, 4 & 7 December
SF Bay National Wildlife Refuge

Check the Yahoo Forum/Calendar
for time & place to meet



Saturday, 4 December
Holiday Lights Parade

Monterey Road, Morgan Hill

Parade starts at 5:30 at Main and ends at the CCC where the mayor will light the city trees
Santa will be present so bring your Christmas list.

Sunday, 5 December
Photograph the San Francisco Skyline & Bay Bridge
from Treasure Island

During the holidays, the buildings are outlined in lights.
There is very limited parking, so car-pooling is strongly recommended.
We can photograph the sunset (4:49pm) and then watch the city & bridge light-up.
Beautiful opportunity to shoot panoramas.

4pm



Thursday, 16 December
Holiday Lights

4:30pm

15367 Via de Ninos, MH

Many homes on this block will be blazing.
Learn how to make lights 'explode'

Tuesday, 21 December
Lunar Eclipse

Time & Place TBA



CCC Gallery Show
Opens 11 February 2011

Theme: "My Favorite..."

(could be your favorite tree, or person, or animal, or river, or ...)

Submission Deadline: 16 January 2011

End-of-the-Year Social

Wednesday

1 December 2011

CRC

7 - 9pm

See page 1 for details